VICOR CONFIDENTIAL

THIS DOCUMENT AND THE DATA DISCLOSED HEREIN OR HEREWITH IS NOT TO BE REPRODUCED, USED OR DISCLOSED IN WHOLE OR IN PART TO ANYONE WITHOUT THE PERMISSION OF VICOR CORP.

REV.	DESCRIPTION	INTL	DATE	APVD
#1	DRAWN FOR DEVELOPMENT	REJH	08/15/14	JC
#2	ADJUSTED HEIGHT AND TOL	REJH	04/24/17	RM
#3	UPDATED SIGNAL NAMES	YG	06/27/17	RLT
04	UPREV	CI	07/14/26	REW

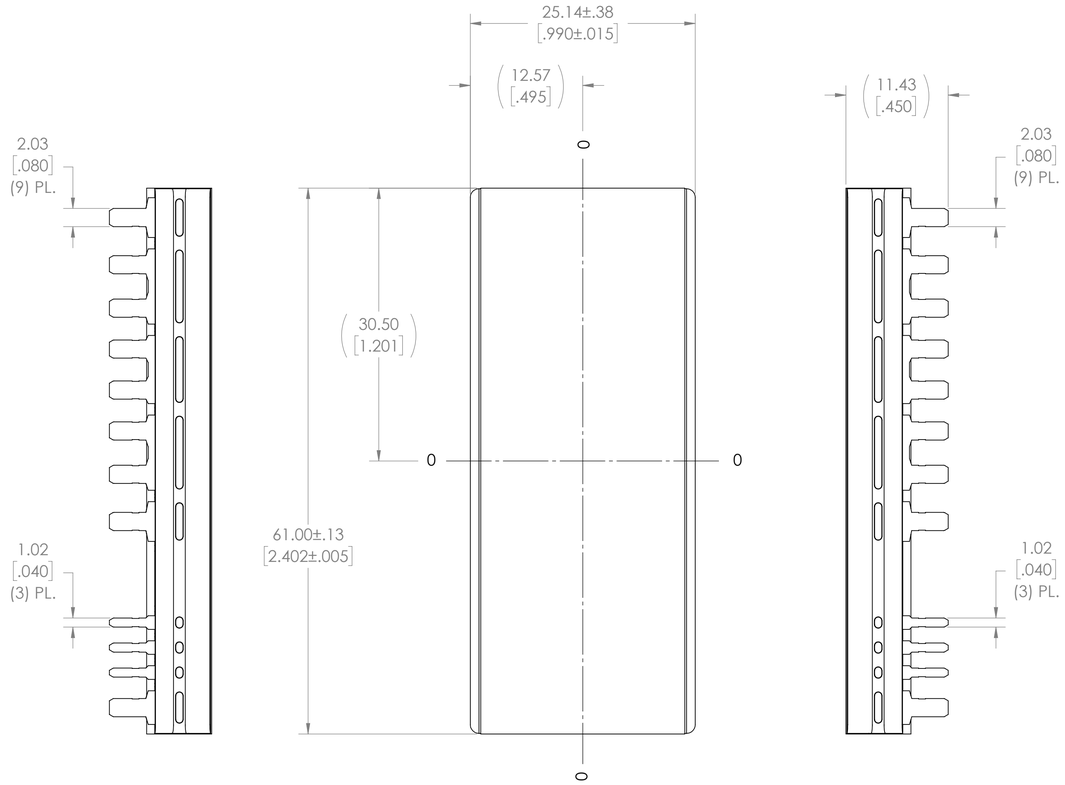

TOP VIEW (COMPONENT SIDE)

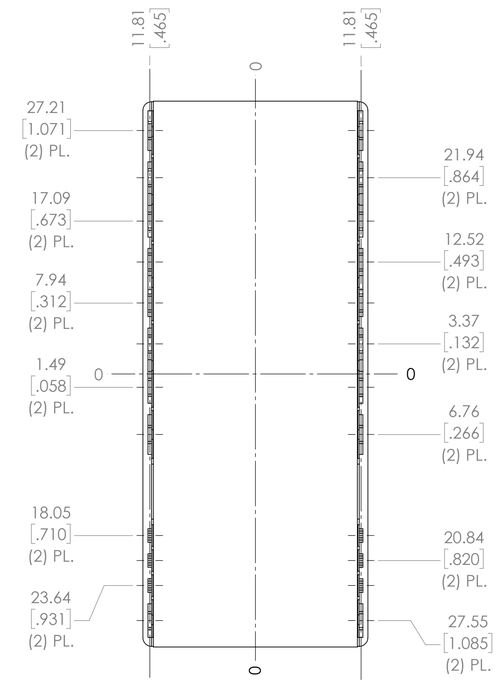

BOTTOM VIEW

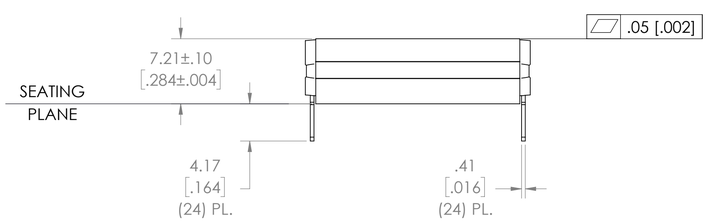

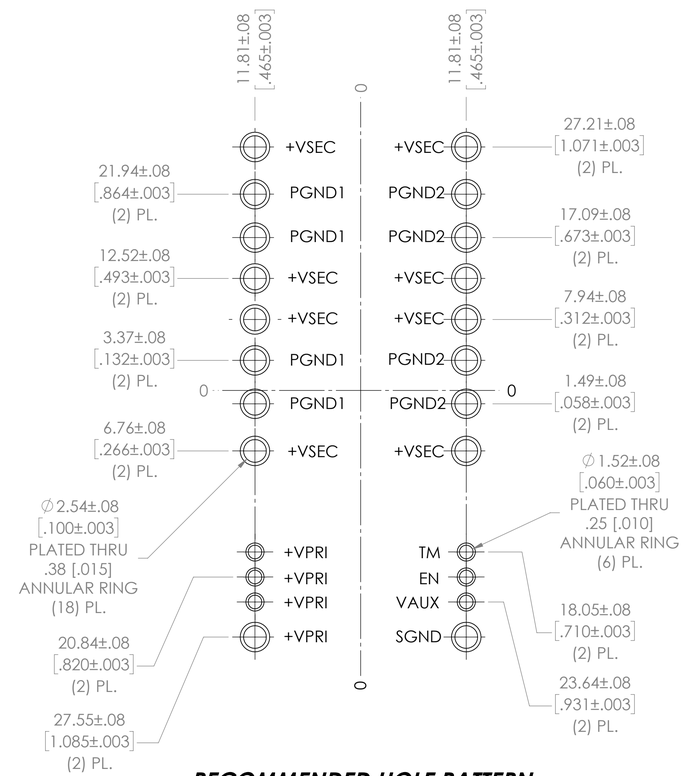

RECOMMENDED HOLE PATTERN
(COMPONENT SIDE)

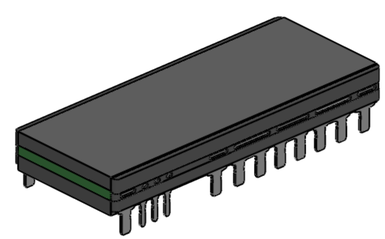

NOTES:

1- RoHS COMPLIANT PER CST-0001 LATEST REVISION.

DRAWN BY	DATE
R.E.J. Hickey	10/15/2013

UNLESS OTHERWISE SPECIFIED DIMENSIONS ARE : INCH / [MM]
TOLERANCES ARE:
DECIMALS: X.XX [X.X] = ±0.01 [0.25]
X.XXX [X.XX] = ±0.005 [0.127]
ANGLES: ±1°

THIRD ANGLE PROJECTION

DO NOT SCALE DRAWING

VICOR SWD

PRODUCT OUTLINE 2361 NBM THRU HOLE

SIZE	CAGE CODE	DWG NO	REV
D	67131	41301	04

SCALE 3:1 SHEET 1 OF 1